

Selective disruption of hippocampal sharp-wave ripples leads to impaired object-place recognition memory



¹Shayok Dutta, ^{2,3}Ariel K. Feldman & ^{1,4}Caleb Kemere

¹Department of Electrical and Computer Engineering, ²Computer Science, ³Cognitive Sciences, Rice University,
⁴Department of Neuroscience, Baylor College of Medicine,
Houston, Texas

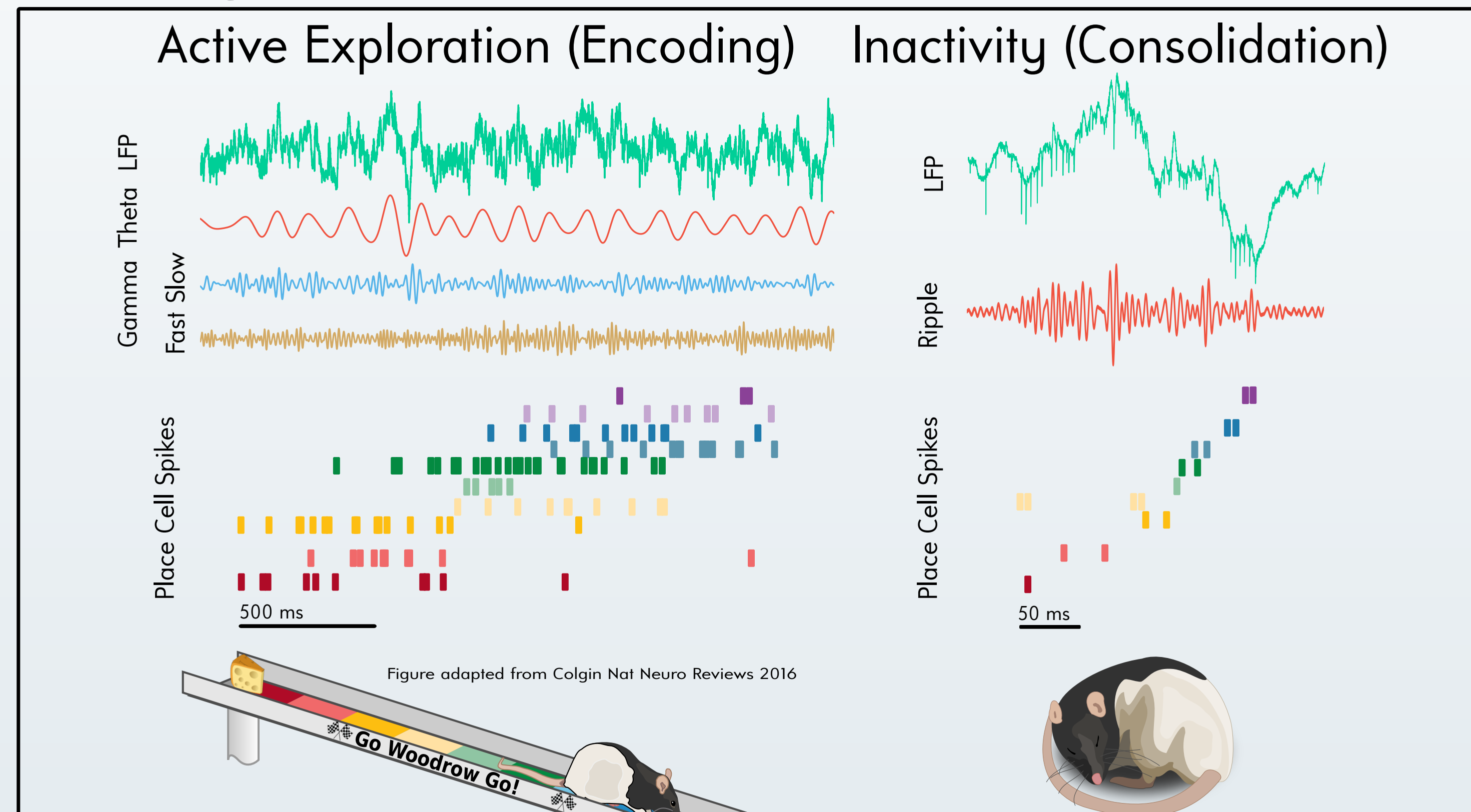


Introduction

Rodents have an innate curiosity to explore both novel locations and objects. This preference has long been studied behaviorally through various paradigms of a novel object test (NOT). Lesion studies have established that the hippocampus is necessary for this behavior. More recently, studies have been done to find correlative neural substrates to this discrimination. However, we still lack a robust understanding of hippocampal activity that promotes this behavior.

Through closed-loop perturbation we aim to (1) uncover a causal link to this object-place discrimination between hippocampal oscillatory patterns and (2) shed further light upon the intricacies of object-place memory consolidation.

Background



Hippocampal background:

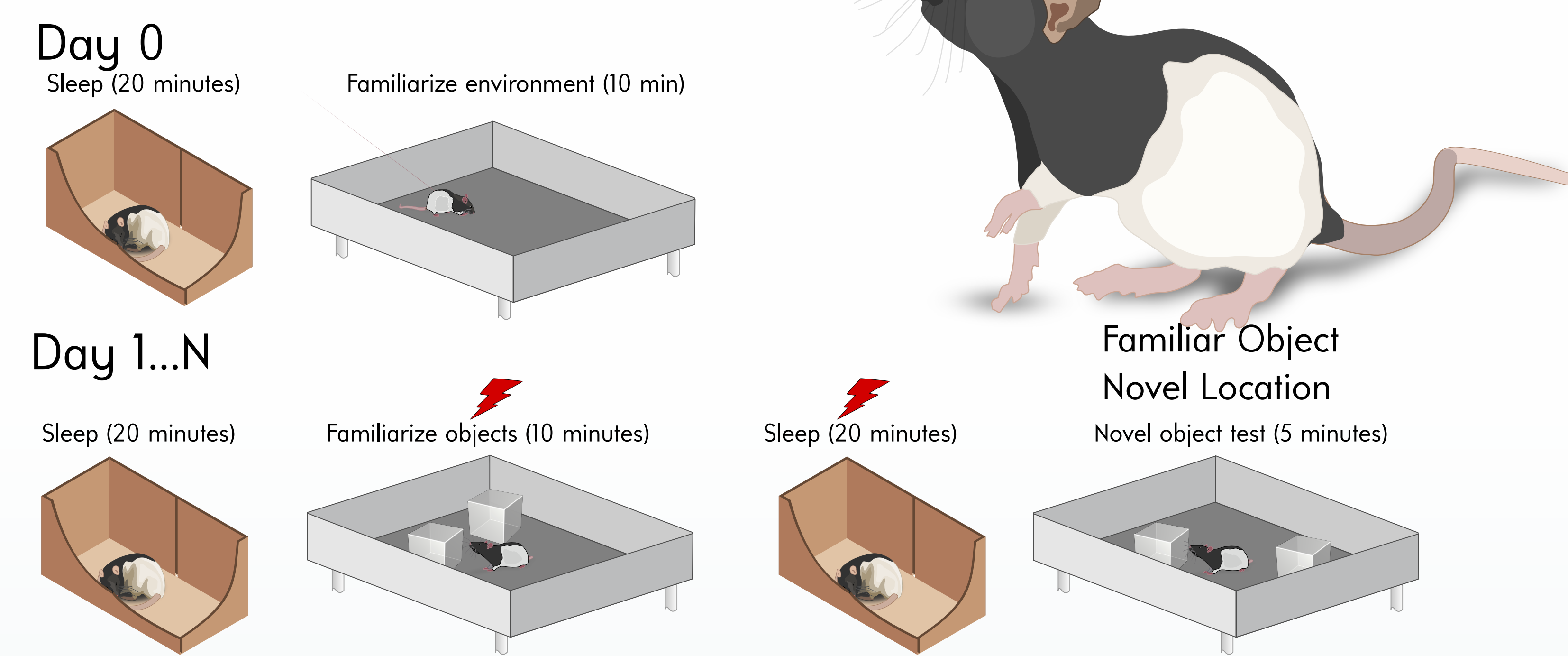
In vivo extracellular recordings from the rodent hippocampus exhibits transient oscillations associated with different processes:

- theta & gamma for encoding, retrospection, perspective, decision making
- sharp-wave ripple (SWR) complexes for memory retrieval, consolidation, decision making.

Novel Object Test Background:

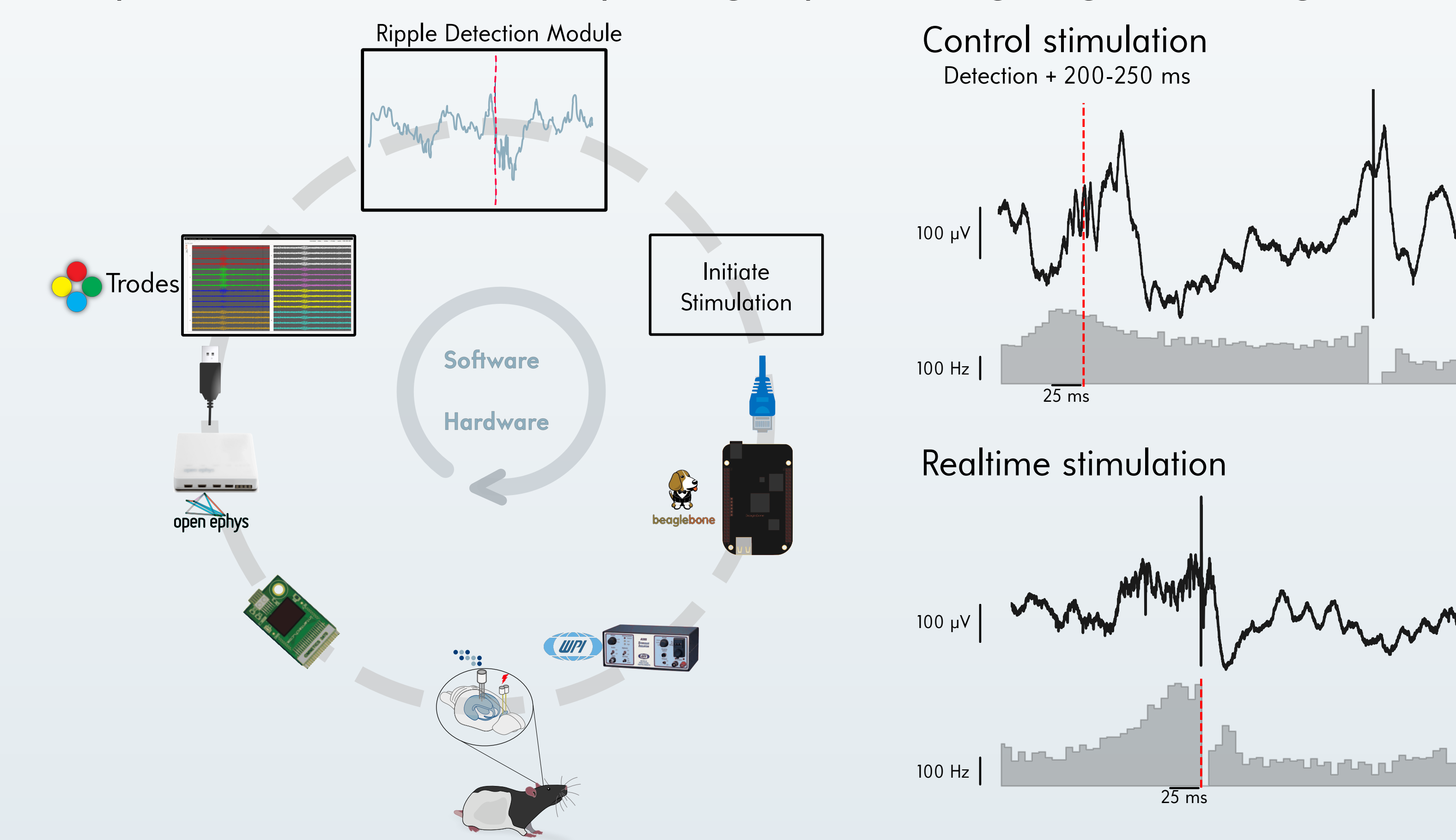
- Hippocampal lesions prevent re-exploration of familiar objects in novel locations^[A]
- Fast gamma power increases during exploration of novelty^[B]
- SWRs increase after NOT but ripple content is not reflective of spatial regions of change^[C]

Experimental Protocol




Closed-loop disruption

- Disruption of sharp-wave ripples during both awake behavior (animal speed < 3cm/s) and sleep using a previously engineered system^[D]

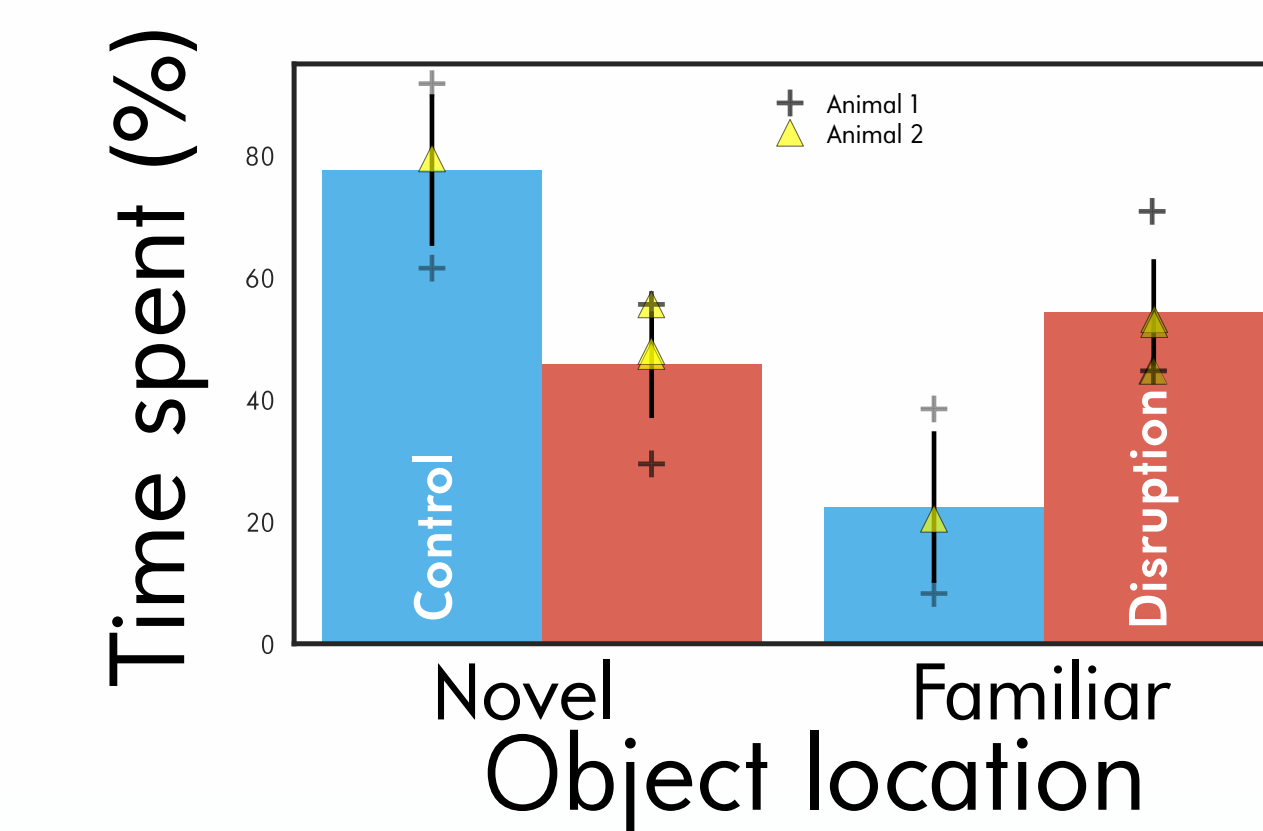


Analysis

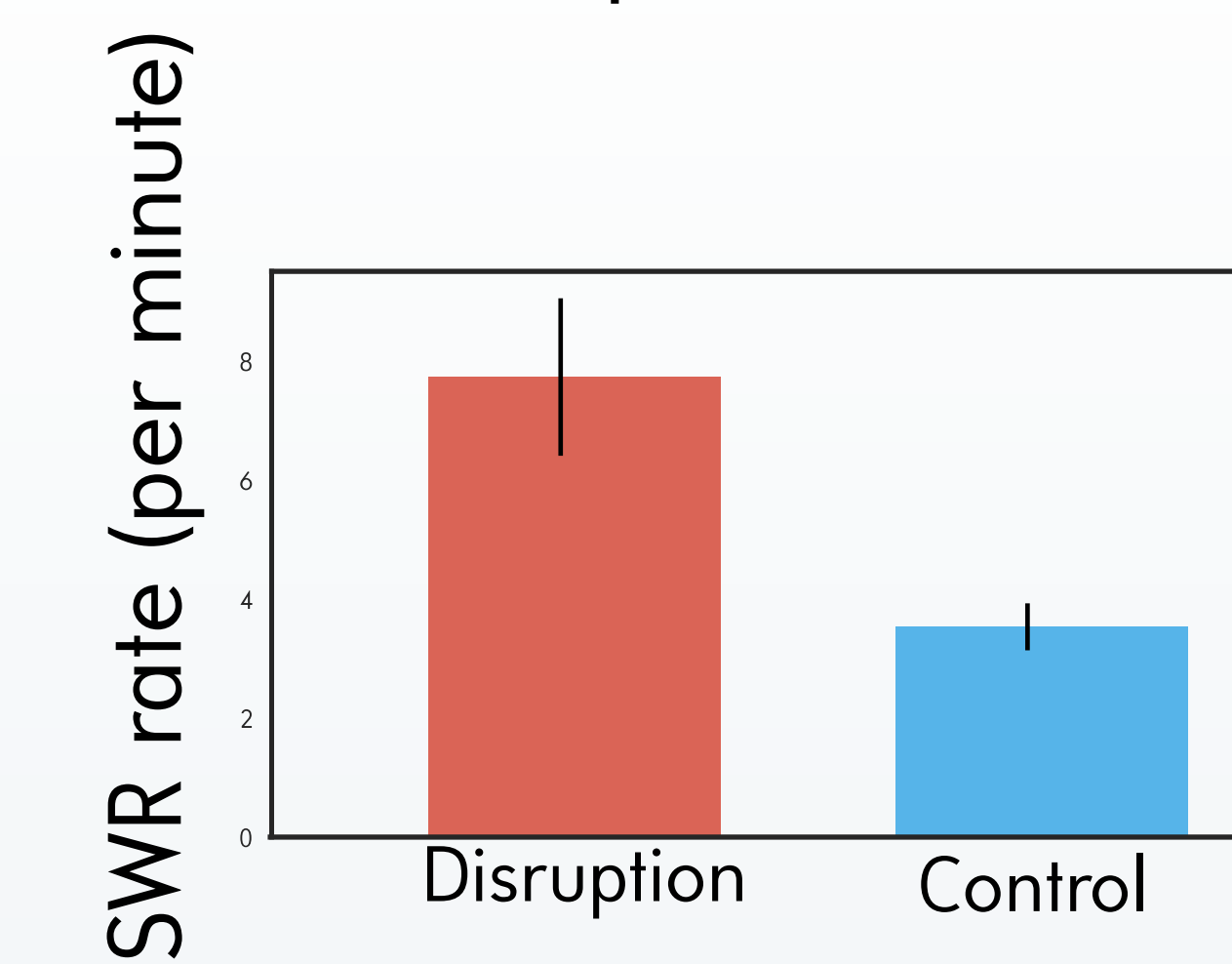
- Object interaction and exploration defined by rat's head within 10-20 cm of object center depending on object size and interaction
- Head tracking performed via DeepLabCut^[E]



Preliminary Results



- Disruption during familiar object novel location impairs novelty preference
- Novelty preference is restored under a control disruption paradigm



- Probing overall SWR activity during the test phase after disruption shows increases rate of SWR occurrence

Discussions & Future Works

Previous closed-loop disruption studies have shown that SWR are imperative for learning and consolidation of sequential memory dependent tasks^[F,G], whereas, blocking SWRs during open-field exploration without any sequential requirement or memory guided behavior does not seem to alter behavior or place cell stability^[H]. However, disrupting ripples within an open-field with a goal related task does indeed affect behavior as well as place cell stability^[J].

Given the necessity for a sequential memory and goal dependence, we look to answer *why SWR disruption has impairs object-place preference discrimination*. As the co-occurring spiking activity with SWRs is not spatially restricted to regions of objects or environmental change^[C] nor affected by place cell stability^[H], our results suggest *a more vital role for SWRs in object-place recognition*.

References

- [A] Save, E., Poucet, B., Foreman, N., & Buhot, M. C. (1992). Object exploration and reactions to spatial and nonspatial.....
 [B] Zheng, C., Kevin Wood Bieri, E. H., & Colgin, L. L. (2016). Fast gamma rhythms in the hippocampus promote encoding.....
 [C] Larkin, M. C., Lykken, C., Tye, L. D., Wickelgren, J. G., & Frank, L. M. (2014). Hippocampal output area CA1 broadcasts.....
 [D] Dutta, S., Ackermann, E., & Kemere, C. (2018). Analysis of an open source, closed-loop, realtime system for.....
 [E] Mathis, A., Mamidanna, P., Cury, K. M., Abe, T., Murthy, V. N., Mathis, M. W., & Bethge, M. (2018). DeepLabCut.....
 [F] Girardeau, G., Benchenane, K., Wiener, S. I., Buzsáki, G., & Zugaro, M. B. (2009). Selective suppression of hippocampal.....
 [G] Jadhav, S. P., Kemere, C., German, P. W., & Frank, L. M. (2012). Awake hippocampal sharp-wave ripples support spatial.....
 [H] Kovács, Krisztián A., et al. "Optogenetically blocking sharp wave ripple events in sleep does not interfere with the.....
 [J] Roux, L., Hu, B., Eichler, R., Stark, E., & Buzsáki, G. (2017). Sharp wave ripples during learning stabilize the hippocampal.....

Acknowledgements/Funding

We would like to thank members of the realtime neural engineering lab (Jim Zhang and Elisabeth Torres-Schlute) for their help during data acquisition and animal training.
 This work was supported by an NSF CAREER award (CBET-1351692), an NSF BRAIN EAGER award (IOS-1550994), an HFSP Young Investigator's award (RGY0088), and seed funding from the Ken Kennedy Institute for Information Technology.